



FONTAINEBLEAU

LAS VEGAS

WELCOME TO
A NEW ERA OF LUXURY

AN AMERICAN ICON



THE PRESTIGE OF THE FONTAINEBLEAU IS BUILT UPON 70 YEARS OF CLASSIC BEAUTY, UNPARALLELED SERVICE, AND FORWARD-THINKING DESIGN.

THE EXPANSION OF OUR RENOWNED NAME IS DEEPLY ROOTED IN CONTINUALLY REINVENTING NEW WAYS TO ENRICH OUR GUESTS' STAY WITH ELEVATED AND CURATED EXPERIENCES TO EXCEED EVERY EXPECTATION.



A LEGACY OF WORLD-CLASS EXPERIENCE

 <p>FONTAINEBLEAU SINCE 1954</p>	<p>1952</p>	<p>INSPIRED BY AN ORNATE PALACE IN FRANCE, THE CONCEPT IS BORN TO CREATE THE ORIGINAL FONTAINEBLEAU RESORT IN MIAMI BEACH</p>		<p>1954</p>	<p>THE FONTAINEBLEAU MIAMI BEACH OPENS - DESIGNED BY FAMED ARCHITECT MORRIS LAPIDUS - AND SOON BECOMES THE MOST FAMOUS HOTEL IN THE COUNTRY</p>		
<p>1954</p>	<p>LAPIDUS' SIGNATURE "STAIRWAY TO NOWHERE" (LEADING TO A SMALL CLOAK ROOM) ALLOWS GUESTS TO MAKE THE ULTIMATE GRAND ENTRANCE SHOWCASING THEIR FINEST EVENING ATTIRE</p>		<p>1964</p>	<p>FEATURED PROMINENTLY IN THE JAMES BOND FILM "GOLDFINGER", THE FONTAINEBLEAU OFTEN DREW CELEBRITY GUESTS SUCH AS FRANK SINATRA</p>		<p>2006</p>	
<p>\$1B IS INVESTED TO TRANSFORM THE RESORT, CELEBRATING THE HISTORY OF THE FONTAINEBLEAU'S ICONIC ARCHITECTURE WHILE EVOLVING TO 21ST LUXURY STANDARDS</p>		<p>2007</p>	<p>CONSTRUCTION BEGINS ON THE SPECTACULAR NEW FONTAINEBLEAU LAS VEGAS, MARKING A MONUMENTAL MOMENT FOR THE LEGENDARY NAME</p>	<p>2008</p>	<p>FONTAINEBLEAU MIAMI BEACH IMMORTALIZES THE BRAND'S ARCHITECTURAL HERITAGE BY SECURING A SPOT IN THE NATIONAL REGISTRY OF HISTORIC PLACES</p>		
<p>2021</p>	<p>A RENEWED VISION FOR FONTAINEBLEAU LAS VEGAS IS COMMEMORATED WITH A CEREMONY, USHERING AN EVOLUTION OF VEGAS GLAMOUR</p>		<p>2023</p>	<p>THE HIGHLY ANTICIPATED FONTAINEBLEAU LAS VEGAS MAKES ITS HISTORIC DEBUT, USHERING A NEW ERA OF LUXURY TO THE STRIP</p>		 <p>FONTAINEBLEAU LAS VEGAS</p>	

A FANTASY THAT NEVER SLEEPS

90,000 SF THEATER

150,000 SF CASINO

550,000 SF EVENT SPACE

WORLD CLASS DINING VENUES

13 BARS & LOUNGES

55,000 SF LUXURY SPA

50,000 SF NIGHT & DAYCLUB

9M SF LUXURY RESORT

35 PREMIUM SHOPS

25,000 SF OUTDOOR EVENT SPACE

6-ACRE POOL DISTRICT

3,644 ROOMS & SUITES

MISSONI

LIV

The graphic is a large hexagon divided into 12 smaller triangles. The triangles alternate between dark blue and olive green. Each dark blue triangle contains a photograph of a resort feature and a text label. The features include a theater, casino, event space, dining venues, bars, spa, nightclub, luxury resort, premium shops, outdoor event space, pool district, and rooms/suites. The olive green triangles are empty. The text labels are in white, uppercase letters.



ESCAPE TO SPECTACULAR

Fontainebleau Las Vegas is situated on the north end of the Strip, in the heart of the luxury corridor, across from the new Las Vegas Convention Center West Hall expansion (LVCC), and 4 miles from Harry Reid International Airport (LAS).

The all-new luxury resort is brought to life with a remarkable team to pioneer and set the stage for a new era of luxury hospitality in one of the most phenomenal cities in the world.



**2777 SOUTH LAS VEGAS BOULEVARD
LAS VEGAS, NV 89109**

TOO MUCH IS NEVER ENOUGH

Fontainebleau brings a unique brand culture and elite entertainment to Las Vegas. Fontainebleau sets a new standard for high-end design and detail in the industry.

Designed by the world's leading architects, Fontainebleau Las Vegas is a renowned luxury resort destination for an unforgettable experience in Las Vegas.



SEAMLESS CONNECTION

OASIS POOL DECK

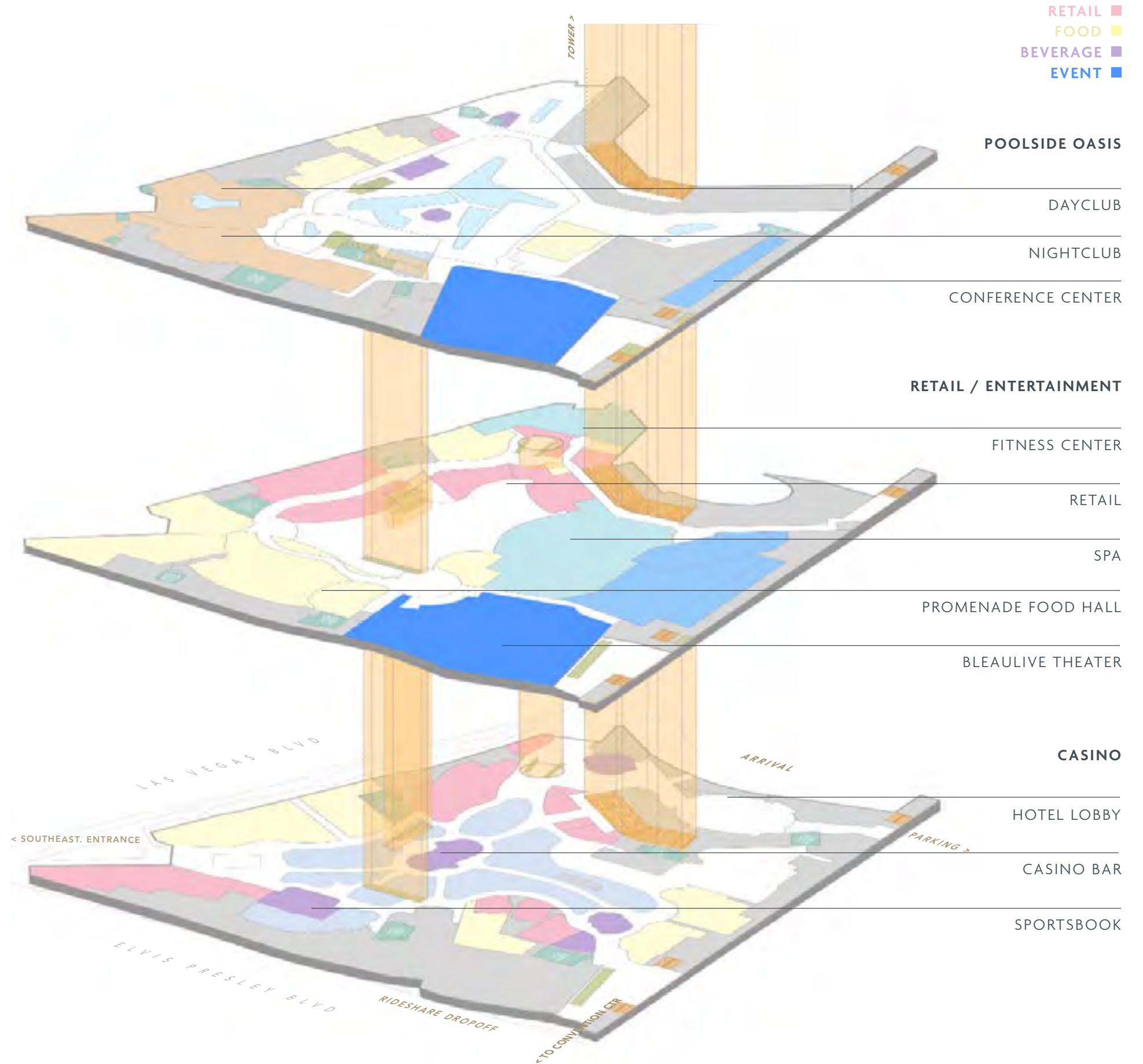
6-ACRE POOL DECK EXPERIENCE
 7 POOLS, 4 BARS, AND 2 RESTAURANTS
 POOLSIDE GAMING
 50,000 SF LIV
 36,000 SF LIV BEACH

BLEAU GALERIE

6 HIGH-END RETAIL VENUES
 PROMENADE FOOD HALL
 4 FINE-DINING RESTAURANTS
 55,000 SF LAPIS SPA & WELLNESS
 14,000 SF FITNESS CENTER
 BLEAULIVE THEATER ACCESS

CASINO

9 HIGH-END RETAIL VENUES
 150,000 SF CASINO
 1,700 SLOT MACHINES
 150 GAMING TABLES
 18,350 SF HIGH LIMIT
 5 FINE DINING RESTAURANTS
 5 BARS





Porte Cochere

SOPHISTICATED SCENES

The grandeur of the entrance immediately sets the tone for the entire Fontainebleau experience. Upon entry, the stage is set with alluring views for guests to see and be seen, as an immediate escape from the every day to the extraordinary.



DIVINE TASTE

Fontainebleau invites guests to explore a first-to-market range of innovative dining and lounge options, bringing unique flavors and crafted cocktail creations to the Strip. From our casual poolside café to upscale multi-course experiences, this thoughtfully curated collection satisfies every craving with superb attention to detail.

RESTAURANTS & BARS

36 UNIQUE VENUES

A VARIETY OF EXPERIENCES
AND DIVERSE FLAVORS





SIGNATURE DINING

Travel the world within Fontainebleau's signature fine dining collection, where sublime attention to detail and innovative menus set a refined new standard.

CANTINA CONTRAMAR

CHYNA CLUB

DON'S PRIME

ITO

KOMODO

KYU

LA FONTAINE

MOTHER WOLF

PAPI STEAK

CASUAL RESTAURANTS

Explore the inviting flavors and atmosphere of Fontainebleau's casual eateries, including a French patisserie, cozy coffeehouse, brasserie, and more.

CAFÉ CUTO
CHEZ BON BON
LA CÔTE
PROMENADE
THE TAVERN
VIDA
WASHING POTATO





Promenade Food Hall

PROMENADE FOOD HALL

A bustling food hall experience featuring eight unique venues from which to sample and savor flavors from across the globe.

BAR ITO
BREAK
CAPON'S BURGERS
EL BAGEL
MIAMI SLICE
NONA
ROADSIDE TACO

ULTIMATE SCENES TO SEE AND BE SEEN

Explore the enticing collection of bars and lounges located throughout the resort, each flawlessly appointed and inviting with unique menus of handcrafted cocktails and meticulously curated beer and wine lists.





Retail Galerie



EXQUISITE STYLE

Showcasing a collection of influential brands and exclusive fashion market leaders, Fontainebleau Las Vegas provides a premium shopping experience.

RETAIL SPACE

95,000 SF ON TWO LEVELS



SERENITY NOW

The spa is the place to unwind, refresh, and rejuvenate in a stunning setting that emanates pure tranquility with warm earth tones and natural materials.

LAPIS SPA & WELLNESS

57,000 SF

44 TREATMENT ROOMS

FITNESS CENTER

14,000 SF





A GRAND OASIS

Fontainebleau Las Vegas' pristine poolside invites guests to spend all day in the sun with a variety of experiences.

POOL DECK

6 ACRES

7 DISTINCT AREAS

4 BARS | 2 RESTAURANTS

OUTDOOR GAMING



FROM DAYDREAM TO REALITY

LIV Beach transports guests to a lush adult playground with a variety of intimate social spaces to enjoy. This adults-only poolside paradise is the ultimate daylife destination on the Las Vegas Strip. Bumping beats, flowing cocktails, and stunning atmosphere reminiscent of the French Riviera make it a one-of-a-kind enclave for fun in the sun.

LIV BEACH
35.600 SF


A FANTASY THAT NEVER SLEEPS

Programmed with the hottest talent from all over the world – LIV takes spontaneity and seduction to a whole new level.

Born in Miami, world-renowned LIV delivers high-energy and A-list entertainment, along with Groot Hospitality's signature VIP service. The newest pulse in Las Vegas nightlife is LIV, an adult playground designed to capture your curiosity, pique your senses, and envelop you in fantasy.

LIV

**50,000 SF WITH
40,000 SF OF SELLABLE SPACE**





ALWAYS A SPECTACLE

The multi-functional four-level theater space can transform from intimate banquets to massive concerts.

BLEAULIVE THEATER
2,800 FIXED AND FLEXIBLE SEATING
3,800 GENERAL ASSEMBLY



Guestroom

PREMIUM COMFORT

Fontainebleau Las Vegas accommodations are attuned to every modern comfort, featuring beautifully designed rooms and suites with stunning views of Las Vegas, all accessible by one central bank of elevators.

GUESTROOMS

3,644 ROOMS AND SUITES
60 FLOORS



SUPERIOR STAY



SOPHISTICATED THRILLS

Immerse yourself in an atmosphere of welcoming luxury, where comfortable chairs handcrafted in Italy invite you to enjoy a generous variety of table games, slots, and a premier sportsbook. For high-limit players, a beautifully appointed salon and a VIP rooftop experience illuminated by striking city lights awaits.

CASINO

150,000 SF

ASPIRATIONAL GAMING

3,000 SF

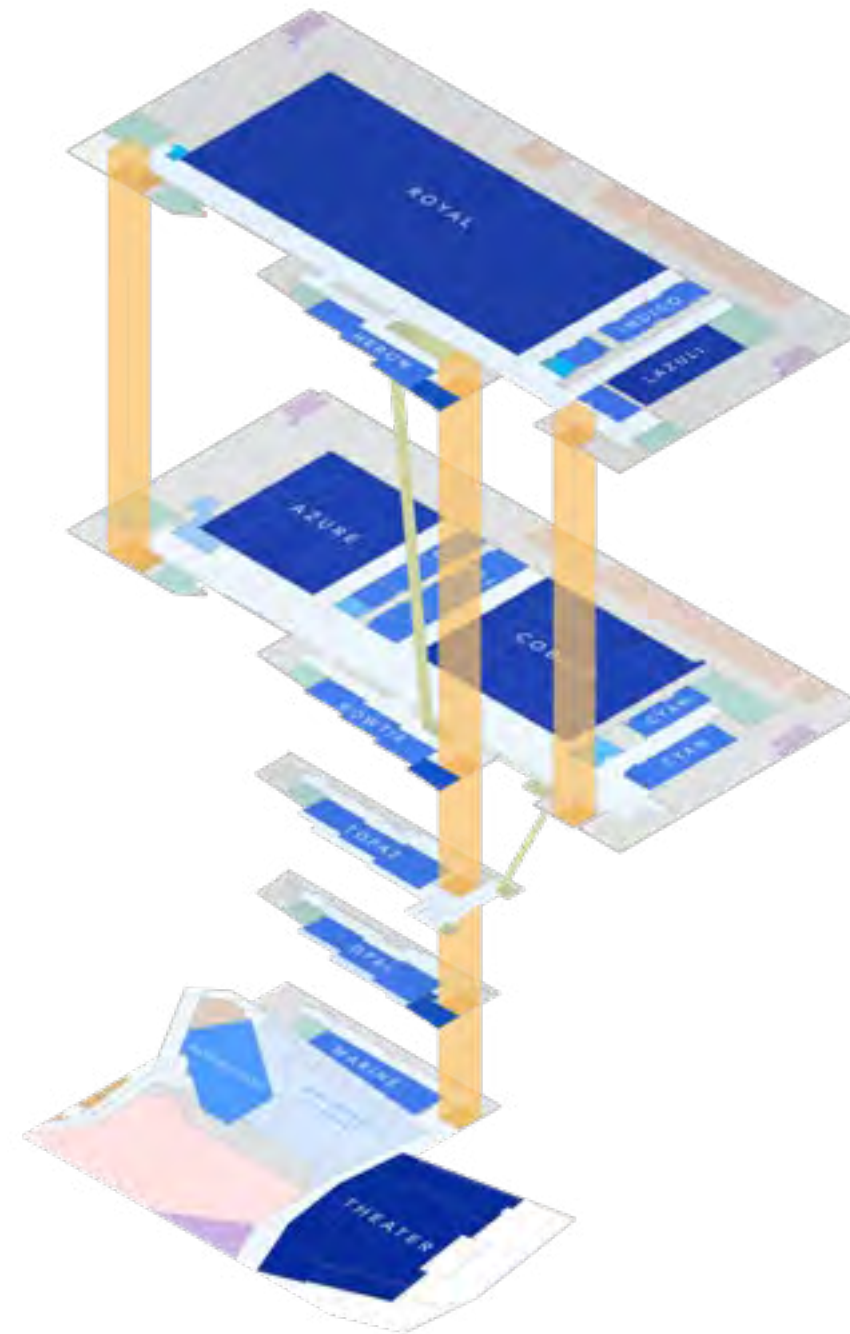
HIGH LIMIT

18,000 SF





FONTAINEBLEAU LAS VEGAS CONFERENCE CENTER



LEVEL 6
 ROYAL BALLROOM (105,264 SF)
 LAZULI BALLROOM (8,704 SF)
 NAVY MEETING ROOMS
 INDIGO MEETING ROOMS
 HERON MEETING ROOMS
 HERON BOARDROOM

LEVEL 4
 AZURE BALLROOM (31,680 SF)
 COBALT BALLROOM (41,760 SF)
 BOWTIE MEETING ROOMS
 BOWTIE BOARDROOM
 CAPRI MEETING ROOMS
 CYAN MEETING ROOMS

LEVEL 3
 TOPAZ MEETING ROOMS

LEVEL 2M
 OPAL MEETING ROOMS
 OPAL BOARDROOM

LEVEL 2
 MOONSTONE EVENT CENTER
 WATERBLEAU TERRACE
 MARINE MEETING ROOMS

6 DEDICATED FREIGHT ELEVATORS
 6 DEDICATED LOADING DOCKS

MEET IN OPULENCE

An all-in-one business destination for convenience.
The ideal setting offers an infinite combination of
space types and configurations.

MEETING SPACE

550,000 SF

57 MEETING BREAKOUT ROOMS

4 BALLROOMS

3 BOARDROOMS

BUSINESS CENTER





Royal Ballroom

MEMORABLE EVENTS

Discover unlimited possibilities in a space designed with every detail needed for a seamless event.

ROYAL BALLROOM

105,264 SF | 28'10" HEIGHT | DIVISIBLE BY 14

LAZULI BALLROOM

8,704 SF | 18' HEIGHT | DIVISIBLE BY 8

COBALT BALLROOM

41,760 SF | 23'3" HEIGHT | DIVISIBLE BY 11

AZURE BALLROOM

31,680 SF | 24' HEIGHT | DIVISIBLE BY 10

PREFUNCTION SPACE

19,675 SF

UNIQUE EVENT SPACE

Easily accessible, Waterbleau Terrace offers outdoor private function space in a lush garden complete with a tranquil water feature and direct connection to the Moonstone Event Center and Marine Meeting Rooms.



WATERBLEAU TERRACE

25,000 SF

MOONSTONE EVENT CENTER

11,388 SF | DIVISIBLE BY 2





FONTAINEBLEAU MOBILE

The Fontainebleau Las Vegas mobile app is your all-in-one source to stay connected. Enjoy mobile check-in, book restaurant and wellness reservations, explore the resort, or access your Fontainebleau Rewards account from one convenient app.

**IT'S THE PREMIER WAY
TO ELEVATE YOUR STAY.**



FONTAINEBLEAU
LAS VEGAS

FOREVER FONTAINEBLEAU

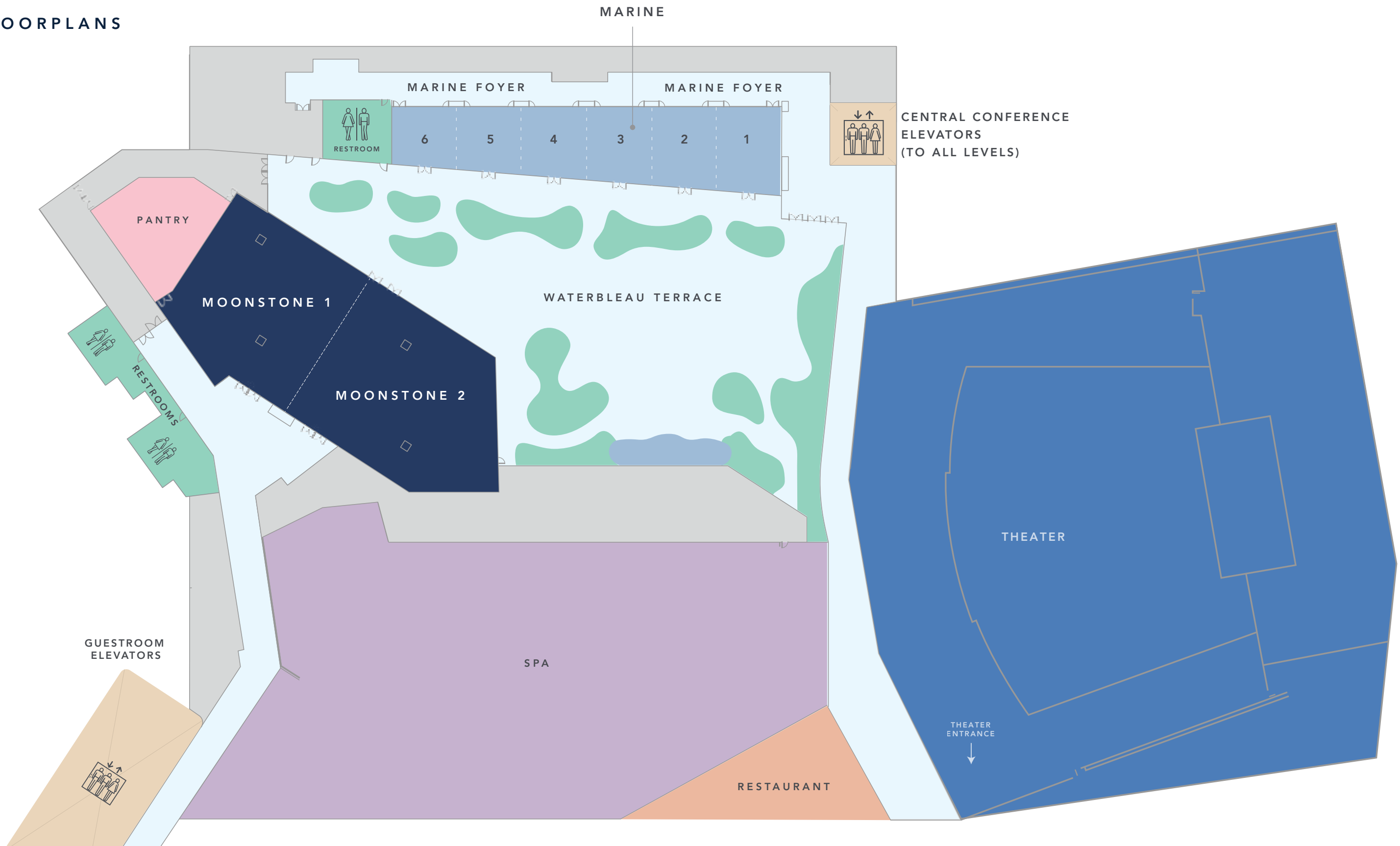
FONTAINEBLEAU LAS VEGAS PROVIDES
IMPECCABLE ATTENTION TO DETAIL,
UNFORGETTABLE ENTERTAINMENT,
AND EXCEPTIONAL SERVICE TAILORED
TO EVERY MODERN DESIRE. FROM DIVERSE
CUISINES TO WORLD-CLASS SPA EXPERIENCE,
DISCOVER THE UNEXPECTED ALL-IN-ONE
EXTRAVAGANT DESTINATION.

LUXURY AND ELEGANCE
NEVER GO OUT OF STYLE



LEVEL 2

FLOORPLANS



■ MOONSTONE EVENT SPACE ■ MARINE MEETING ROOMS

LEVEL 2

CAPACITIES

	DIMENSIONS W x L x H	SF	THEATER	CLASSROOM	ROUNDS	CONFERENCE	RECEPTION
MARINE MEETING ROOMS							
MARINE 1	42' x 30' x 11'6"	1,260	140	84	84	30	105
MARINE 2	40' x 30' x 11'6"	1,200	133	80	80	29	100
MARINE 3	30' x 31' x 11'6"	930	103	62	62	22	78
MARINE 4	29' x 31' x 11'6"	899	100	60	60	21	75
MARINE 5	30' x 31' x 11'6"	930	103	62	62	22	78
MARINE 6	27' x 31' x 11'6"	837	93	56	56	20	70
MARINE FOYER	19' x 208' x 11'6"	3,952	-	-	-	-	-
MARINE 1-2	41' x 60' x 11'6"	2,460	273	164	164	-	205
MARINE 1-3	37' x 91' x 11'6"	3,367	374	224	224	-	281
MARINE 1-4	35' x 122' x 11'6"	4,270	474	285	285	-	356
MARINE 1-5	34' x 153' x 11'6"	5,208	578	347	347	-	434
MARINE 1-6	33' x 184' x 11'6"	6,072	675	405	405	-	506
MARINE 2-3	35' x 61' x 11'6"	2,135	237	142	142	-	178
MARINE 2-4	33' x 90' x 11'6"	3,036	337	202	202	-	253
MARINE 2-5	32' x 123' x 11'6"	3,936	437	262	262	-	328
MARINE 2-6	31' x 154' x 11'6"	4,774	530	318	318	-	398
MARINE 3-4	30' x 62' x 11'6"	1,860	207	124	124	-	155
MARINE 3-5	30' x 93' x 11'6"	2,790	310	186	186	-	233
MARINE 3-6	29' x 124' x 11'6"	3,596	400	240	240	-	300
MARINE 4-5	30' x 62' x 11'6"	1,860	207	124	124	-	155
MARINE 4-6	29' x 93' x 11'6"	2,697	300	180	180	-	225
MARINE 5-6	29' x 62' x 11'6"	1,798	200	120	120	-	150

CHART CONTINUED ON NEXT PAGE

LEVEL 2

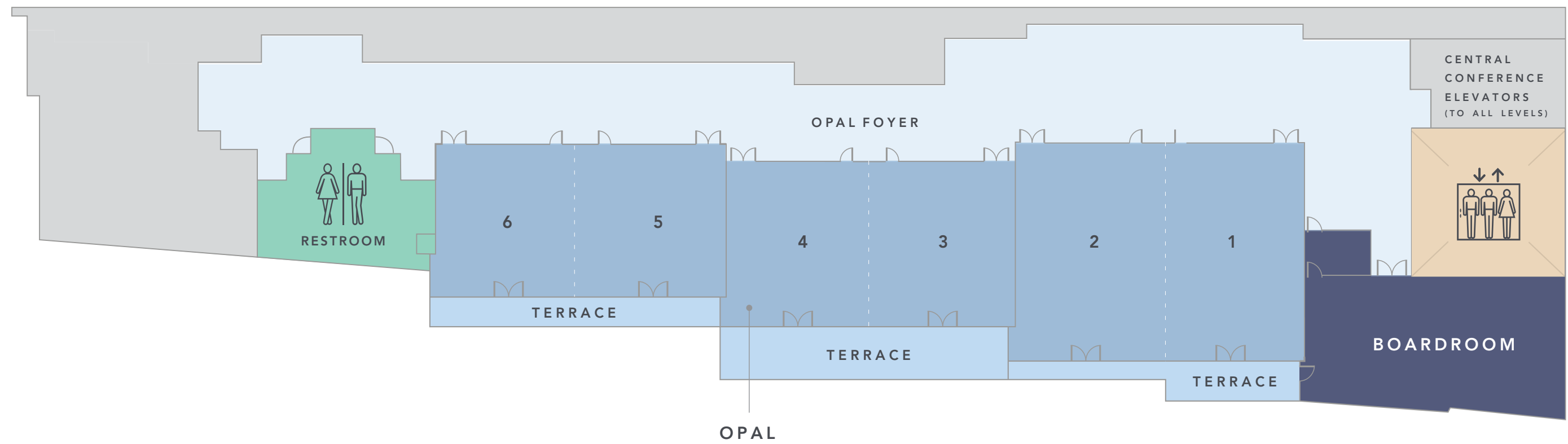
CAPACITIES

	DIMENSIONS W x L x H	SF	THEATER	CLASSROOM	ROUNDS	CONFERENCE	RECEPTION
MOONSTONE 1	72' x 73' x 15'	5,256	584	350	350	-	438
MOONSTONE 2	84' x 73' x 15'	6,132	681	409	409	-	511
MOONSTONE 1-2	156' x 73' x 15'	11,388	1,265	759	759	-	949
WATERBLEAU TERRACE	201' x 129'	25,000	1,311	-	738	-	1,377
THEATER			2,800*	-	-	-	-
THEATER MAIN FLOOR		7,800	950	600	450	-	650

*GENERAL SESSION 1,850 FIXED SEATING, 950 FLEXIBLE SEATING ON MAIN FLOOR

LEVEL 2 M

FLOORPLANS



■ BOARDROOM

■ MEETING ROOM

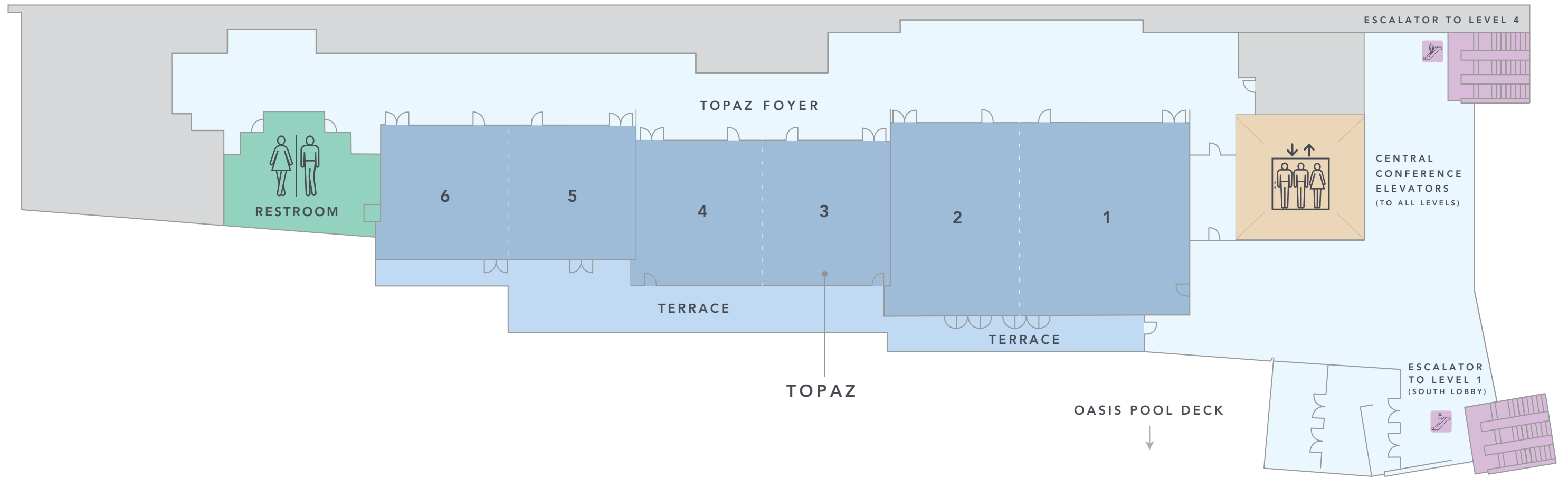
LEVEL 2 M

CAPACITIES

	DIMENSIONS W x L x H	SF	THEATER	CLASSROOM	ROUNDS	CONFERENCE	RECEPTION
OPAL MEETING ROOMS							
OPAL 1	30' x 40' x 11'6"	1,200	133	80	80	29	100
OPAL 2	29' x 40' x 11'6"	1,160	129	77	77	28	97
OPAL 3	31' x 30' x 11'6"	930	103	62	62	22	78
OPAL 4	31' x 30' x 11'6"	930	103	62	62	22	78
OPAL 5	31' x 29' x 11'6"	899	100	60	60	21	75
OPAL 6	31' x 29' x 11'6"	899	100	60	60	21	75
OPAL FOYER	239' x 15' x 11'6"	3,585	-	-	-	-	-
OPAL 1-2	59' x 40' x 11'6"	2,360	262	157	157	-	197
OPAL 3-4	62' x 30' x 11'6"	1,860	207	124	124	-	155
OPAL 5-6	62' x 29' x 11'6"	1,798	200	120	120	-	150
OPAL BOARDROOM	51' x 31' x 10'	1,581	-	-	-	18	-

LEVEL 3

FLOORPLANS



■ MEETING ROOM

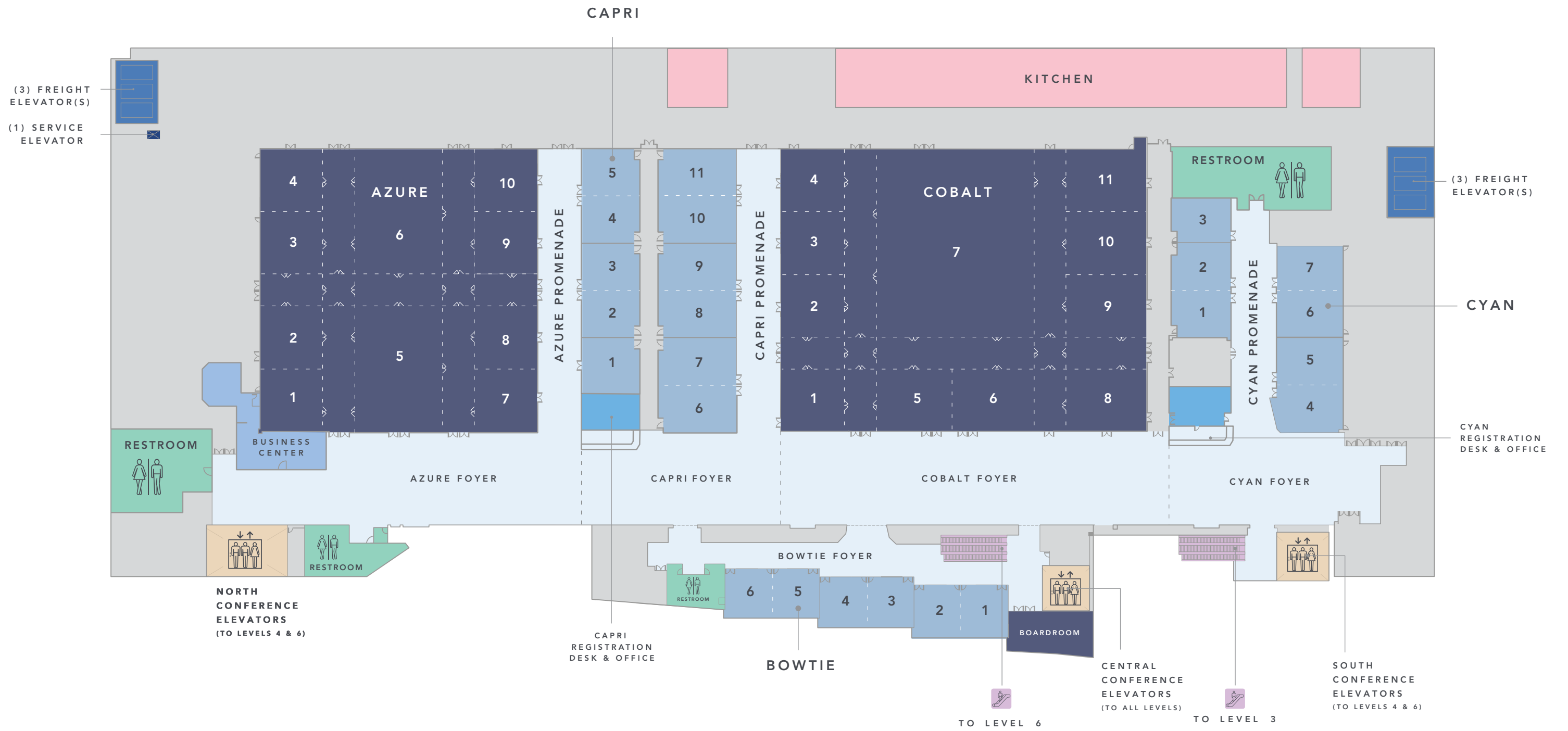
LEVEL 3

CAPACITIES

	DIMENSIONS W x L x H	SF	THEATER	CLASSROOM	ROUNDS	CONFERENCE	RECEPTION
TOPAZ MEETING ROOMS							
TOPAZ 1	47' x 40' x 12'6"	1,880	209	125	125	-	157
TOPAZ 2	47' x 30' x 12'6"	1,410	157	94	94	34	118
TOPAZ 3	32' x 30' x 12'6"	960	107	64	64	23	80
TOPAZ 4	32' x 30' x 12'6"	960	107	64	64	23	80
TOPAZ 5	31' x 30' x 12'6"	930	103	62	62	22	78
TOPAZ 6	31' x 30' x 12'6"	930	103	62	62	22	78
TOPAZ FOYER	239' x 15' x 12'6"	3,585	-	-	-	-	-
TOPAZ 1-2	47' x 70' x 12'6"	3,290	366	219	219	-	274
TOPAZ 3-4	32' x 60' x 12'6"	1,920	213	128	128	-	160
TOPAZ 5-6	31' x 60' x 12'6"	1,860	207	124	124	-	155

LEVEL 4

FLOORPLANS



- BALLROOM
- MEETING ROOM
- BOARDROOM
- REGISTRATION & INFO DESK

LEVEL 4

CAPACITIES

	DIMENSIONS W x L x H	SF	THEATER	CLASSROOM	ROUNDS	CONFERENCE	RECEPTION
AZURE BALLROOM	176' x 180' x 24'	31,680	3,520	2,112	2,112	-	2,640
AZURE 1	40' x 40' x 24'	1,600	178	107	107	-	133
AZURE 2	40' x 40' x 24'	1,600	178	107	107	-	133
AZURE 3	40' x 40' x 24'	1,600	178	107	107	-	133
AZURE 4	40' x 40' x 24'	1,600	178	107	107	-	133
AZURE 5	56' x 80' x 24'	4,480	498	299	299	-	373
AZURE 6	56' x 80' x 24'	4,480	498	299	299	-	373
AZURE 7	40' x 40' x 24'	1,600	178	107	107	-	133
AZURE 8	40' x 40' x 24'	1,600	178	107	107	-	133
AZURE 9	40' x 40' x 24'	1,600	178	107	107	-	133
AZURE 10	40' x 40' x 24'	1,600	178	107	107	-	133
AZURE FOYER	176' x 38' x 16'6"	6,688	-	-	-	-	557
AZURE PROMENADE	20' x 180' x 16'6"	3,600	-	-	-	-	-
AZURE 1-2	40' x 80' x 24'	3,200	356	213	213	-	267
AZURE 1-3	40' x 140' x 24'	5,600	622	373	373	-	467
AZURE 1-4	40' x 180' x 24'	7,200	800	480	480	-	600
AZURE 1-6	116' x 180' x 24'	20,880	2,320	1,392	1,392	-	1,740
AZURE 1-2 & 5	116' x 80' x 24'	9,280	1,031	619	619	-	773
AZURE 1-2, 5 & 7-8	176' x 80' x 24'	14,080	1,564	939	939	-	1,173
AZURE 2-3	40' x 100' x 24'	4,000	444	267	267	-	333
AZURE 2-4	40' x 140' x 24'	5,600	622	373	373	-	467
AZURE 3-4	40' x 80' x 24'	3,200	356	213	213	-	267
AZURE 3-4 & 6	116' x 80' x 24'	9,280	1,031	619	619	-	773
AZURE 3-4, 6 & 9-10	176' x 80' x 24'	14,080	1,564	939	939	-	1,173

CHART CONTINUED ON NEXT PAGE

LEVEL 4

CAPACITIES

	DIMENSIONS W x L x H	SF	THEATER	CLASSROOM	ROUNDS	CONFERENCE	RECEPTION
AZURE 5-6	56' x 180' x 24'	10,080	1,120	672	672	-	840
AZURE 5-10	116' x 180' x 24'	20,880	2,320	1,392	1,392	-	1,740
AZURE 5 & 7-8	116' x 80' x 24'	9,280	1,031	619	619	-	773
AZURE 6 & 9-10	116' x 80' x 24'	9,280	1,031	619	619	-	773
AZURE 7-8	40' x 80' x 24'	3,200	356	218	218	-	267
AZURE 7-9	40' x 140' x 24'	5,600	622	373	373	-	467
AZURE 7-10	40' x 180' x 24'	7,200	800	480	480	-	600
AZURE 8-9	40' x 100' x 24'	4,000	444	267	267	-	333
AZURE 8-10	40' x 140' x 24'	5,600	622	373	373	-	467
AZURE 9-10	40' x 80' x 24'	3,200	356	213	213	-	267
COBALT BALLROOM	232' x 180' x 23'3"	41,760	4,640	2,784	2,784	-	3,400
COBALT 1	40' x 40' x 23'3"	1,600	178	107	107	-	133
COBALT 2	40' x 40' x 23'3"	1,600	178	107	107	-	133
COBALT 3	40' x 40' x 23'3"	1,600	178	107	107	-	133
COBALT 4	40' x 40' x 23'3"	1,600	178	107	107	-	133
COBALT 5	48' x 40' x 23'3"	1,920	213	128	128	-	160
COBALT 6	52' x 40' x 23'3"	2,080	231	139	139	-	173
COBALT 7	100' x 120' x 23'3"	12,000	1,333	800	800	-	1,000
COBALT 8	52' x 40' x 23'3"	2,080	231	139	139	-	173
COBALT 9	52' x 40' x 23'3"	2,080	231	139	139	-	173
COBALT 10	52' x 40' x 23'3"	2,080	231	139	139	-	173
COBALT 11	52' x 40' x 23'3"	2,080	231	139	139	-	173
COBALT FOYER	242' x 43' x 16'6"	9,976	-	-	-	-	831

CHART CONTINUED ON NEXT PAGE

LEVEL 4

CAPACITIES

	DIMENSIONS W x L x H	SF	THEATER	CLASSROOM	ROUNDS	CONFERENCE	RECEPTION
COBALT 1-2	40' x 100' x 23'3"	4,000	444	267	267	-	333
COBALT 1-3	40' x 140' x 23'3"	5,600	622	373	373	-	467
COBALT 1-4	40' x 180' x 23'3"	7,200	800	480	480	-	600
COBALT 1-7	160' x 180' x 23'3"	28,800	3,200	1,920	1,920	-	2,400
COBALT 1 & 5	108' x 40' x 23'3"	4,320	480	288	288	-	360
COBALT 1 & 5-6	160' x 40' x 23'3"	6,400	711	427	427	-	533
COBALT 1, 5-6 & 8	232' x 40' x 23'3"	9,280	1,031	619	619	-	773
COBALT 2-3	40' x 80' x 23'3"	3,200	356	213	213	-	267
COBALT 2-4	40' x 120' x 23'3"	4,800	533	320	320	-	400
COBALT 2-4 & 7	160' x 120' x 23'3"	19,200	2,133	1,280	1,280	-	1,600
COBALT 2-4, 7 & 9-11	232' x 120' x 23'3"	27,840	3,093	1,856	1,856	-	2,320
COBALT 3-4	40' x 80' x 23'3"	3,200	356	213	213	-	267
COBALT 5-6	100' x 40' x 23'3"	4,000	444	267	267	-	333
COBALT 5-7	100' x 180' x 23'3"	18,000	2,000	1,200	1,200	-	1,500
COBALT 5-11	172' x 180' x 23'3"	30,960	3,440	2,064	2,064	-	2,580
COBALT 5-6 & 8	172' x 40' x 23'3"	6,880	764	459	459	-	573
COBALT 6 & 8	124' x 40' x 23'3"	4,960	551	331	331	-	413
COBALT 7 & 9-11	172' x 120' x 23'3"	20,640	2,293	1,376	1,376	-	1,720
COBALT 8-9	52' x 100' x 23'3"	5,200	578	347	347	-	433
COBALT 8-10	52' x 140' x 23'3"	7,280	809	485	485	-	607
COBALT 8-11	52' x 180' x 23'3"	9,360	1,040	624	624	-	780
COBALT 9-10	40' x 104' x 23'3"	4,160	462	277	277	-	347
COBALT 9-11	40' x 156' x 23'3"	6,240	693	416	416	-	520
COBALT 10-11	40' x 104' x 23'3"	4,160	462	277	277	-	347

CHART CONTINUED ON NEXT PAGE

LEVEL 4

CAPACITIES

	DIMENSIONS W x L x H	SF	THEATER	CLASSROOM	ROUNDS	CONFERENCE	RECEPTION
CAPRI MEETING ROOMS							
CAPRI 1	40' x 35' x 13'10"	1,400	156	93	93	33	117
CAPRI 2	40' x 30' x 13'10"	1,200	133	80	80	29	100
CAPRI 3	40' x 30' x 13'10"	1,200	133	80	80	29	100
CAPRI 4	40' x 30' x 13'10"	1,200	133	80	80	29	100
CAPRI 5	40' x 30' x 13'10"	1,200	133	80	80	29	100
CAPRI 6	54' x 30' x 13'10"	1,620	180	108	108	-	135
CAPRI 7	54' x 30' x 13'10"	1,620	180	108	108	-	135
CAPRI 8	54' x 30' x 13'10"	1,620	180	108	108	-	135
CAPRI 9	54' x 30' x 13'10"	1,620	180	108	108	-	135
CAPRI 10	54' x 30' x 13'10"	1,620	180	108	108	-	135
CAPRI 11	54' x 30' x 13'10"	1,620	180	108	108	-	135
CAPRI REGISTRATION DESK	35' x 14' x 13'10"	490	-	-	-	-	-
CAPRI REGISTRATION OFFICE	35' x 23' x 13'10"	805	-	-	-	-	-
CAPRI FOYER	131' x 31' x 16'6"	3,010	-	-	-	-	251
CAPRI PROMENADE	18' x 180' x 16'6"	3,240	-	-	-	-	-
CAPRI 2-3	40' x 60' x 13'10"	2,400	267	160	160	-	200
CAPRI 4-5	40' x 60' x 13'10"	2,400	267	160	160	-	200
CAPRI 6-7	54' x 60' x 13'10"	3,240	360	216	216	-	270
CAPRI 8-9	54' x 60' x 13'10"	3,240	360	216	216	-	270
CAPRI 10-11	54' x 60' x 13'10"	3,240	360	216	216	-	270

CHART CONTINUED ON NEXT PAGE

LEVEL 4

CAPACITIES

	DIMENSIONS W x L x H	SF	THEATER	CLASSROOM	ROUNDS	CONFERENCE	RECEPTION
CYAN MEETING ROOMS							
CYAN 1	41' x 29' x 13'10"	1,189	132	79	79	28	99
CYAN 2	41' x 30' x 13'10"	1,230	137	82	82	29	103
CYAN 3	41' x 28' x 13'10"	1,148	128	77	77	27	96
CYAN 4	46' x 30' x 13'10"	1,380	153	92	92	33	115
CYAN 5	46' x 30' x 13'10"	1,380	153	92	92	33	115
CYAN 6	46' x 30' x 13'10"	1,380	153	92	92	33	115
CYAN 7	46' x 30' x 13'10"	1,380	153	92	92	33	115
CYAN FOYER	107' x 43' x 16'6"	4,601	-	-	-	-	-
CYAN PROMENADE	176' x 20' x 16'6"	3,520	-	-	-	-	-
CYAN REGISTRATION DESK	41' x 14' x 13'10"	674	-	-	-	-	-
CYAN REGISTRATION OFFICE	38' x 26' x 13'10"	988	-	-	-	-	-
CYAN 1-2	41' x 59' x 13'10"	2,419	269	161	161	-	202
CYAN 4-5	46' x 60' x 13'10"	2,760	307	184	184	-	230
CYAN 6-7	46' x 60' x 13'10"	2,760	307	184	184	-	230
BOWTIE MEETING ROOMS							
BOWTIE 1	31' X 31' X 12'	961	107	64	64	23	80
BOWTIE 2	31' X 31' X 12'	961	107	64	64	23	80
BOWTIE 3	30' X 30' X 12'	870	97	58	58	21	73
BOWTIE 4	30' X 30' X 12'	870	97	58	58	21	73
BOWTIE 5	31' X 29' X 12'	899	100	60	60	21	75
BOWTIE 6	31' X 29' X 12'	899	100	60	60	21	75
BOWTIE FOYER	344' X 29' X 12'	899	-	-	-	-	-

CHART CONTINUED ON NEXT PAGE

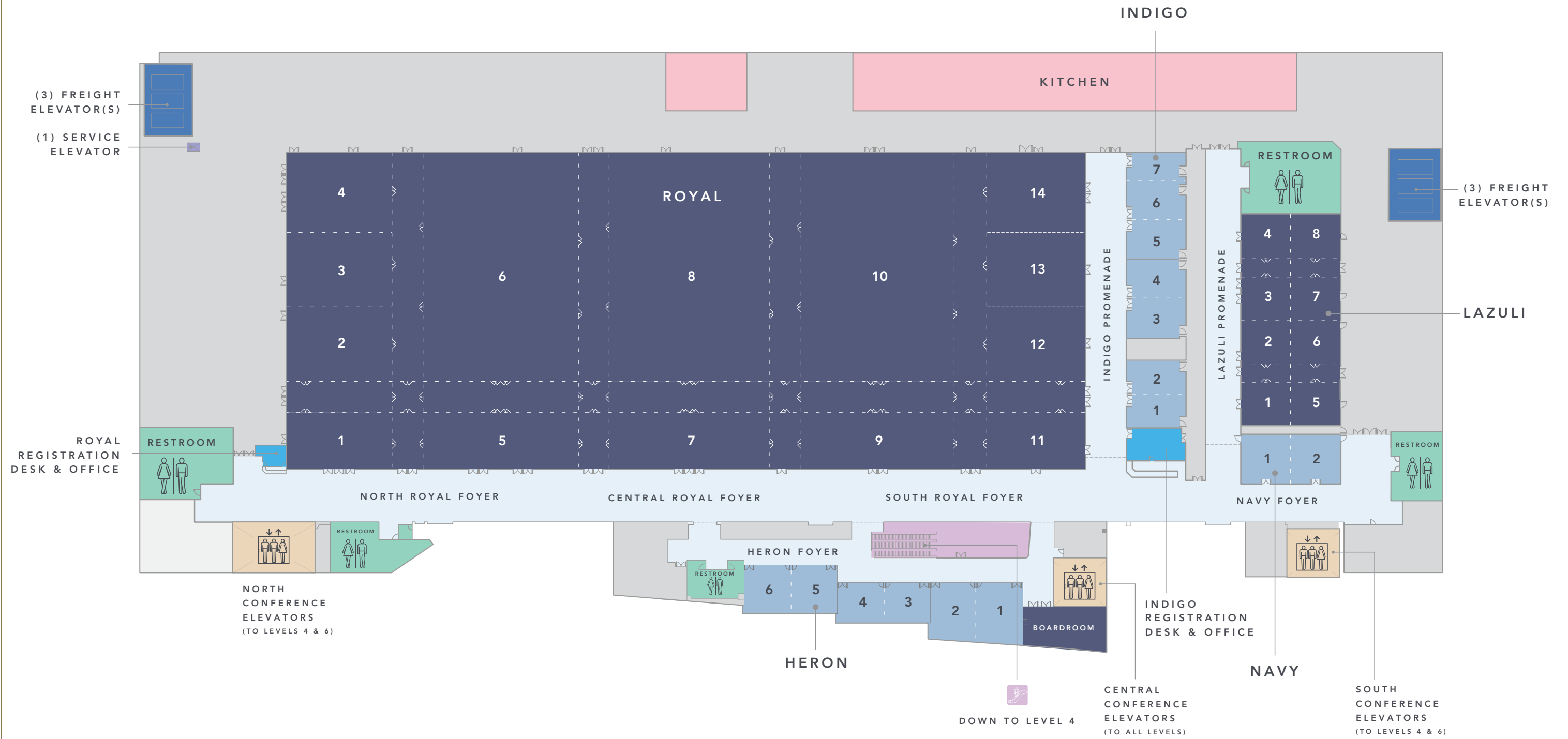
LEVEL 4

CAPACITIES

	DIMENSIONS W x L x H	SF	THEATER	CLASSROOM	ROUNDS	CONFERENCE	RECEPTION
BOWTIE 1-2	31' x 62' x 12'	1,922	214	128	128	-	160
BOWTIE 3-4	30' x 58' x 12'	1,740	193	116	116	-	145
BOWTIE 5-6	31' x 58' x 12'	1,798	200	120	120	-	150
BOWTIE BOARDROOM	53' x 29' x 12'	1,537	-	-	-	18	-

LEVEL 6

FLOORPLANS



- BALLROOM
- MEETING ROOM
- BOARDROOM
- REGISTRATION & INFO DESK

LEVEL 6

CAPACITIES

	DIMENSIONS W x L x H	SF	THEATER	CLASSROOM	ROUNDS	CONFERENCE	RECEPTION
ROYAL BALLROOM	516' x 204' x 28'10"	105,264	11,696	7,018	7,018	-	8,772
ROYAL 1	68' x 36' x 28'10"	2,448	272	163	163	-	204
ROYAL 2	68' x 48' x 28'10"	3,264	363	218	218	-	272
ROYAL 3	68' x 48' x 28'10"	3,264	363	218	218	-	272
ROYAL 4	68' x 52' x 28'10"	3,536	393	236	236	-	295
ROYAL 5	100' x 36' x 28'10"	3,600	400	240	240	-	300
ROYAL 6	100' x 148' x 28'10"	14,800	1,644	987	987	-	1,233
ROYAL 7	104' x 36' x 28'10"	3,744	416	250	250	-	312
ROYAL 8	104' x 148' x 28'10"	15,392	1,710	1,026	1,026	-	1,283
ROYAL 9	100' x 36' x 28'10"	3,600	400	240	240	-	300
ROYAL 10	100' x 148' x 28'10"	14,800	1,644	987	987	-	1,233
ROYAL 11	64' x 36' x 28'10"	2,304	256	154	154	-	192
ROYAL 12	64' x 48' x 28'10"	3,072	341	205	205	-	256
ROYAL 13	64' x 48' x 28'10"	3,072	341	205	205	-	256
ROYAL 14	64' x 52' x 28'10"	3,328	370	222	222	-	277
ROYAL REGISTRATION DESK	34' x 9' x 12'	306	-	-	-	-	-
ROYAL REGISTRATION OFFICE	18' x 14' x 12'	252	-	-	-	-	-
ROYAL FOYER	516' x 30' x 16'6"	15,480	-	-	-	-	1,290
SOUTH ROYAL FOYER	224' x 30' x 16'6"	6,720	-	-	-	-	560
NORTH ROYAL FOYER	188' x 31' x 16'6"	5,828	-	-	-	-	486
CENTRAL ROYAL FOYER	104' x 30' x 16'6"	3,120	-	-	-	-	260
ROYAL 1-2	68' x 104' x 28'10"	7,072	786	471	471	-	589
ROYAL 1-3	68' x 152' x 28'10"	10,336	1,148	684	684	-	861
ROYAL 1-4	68' x 204' x 28'10"	13,872	1,541	925	925	-	1,156

CHART CONTINUED ON NEXT PAGE

LEVEL 6

CAPACITIES

	DIMENSIONS W x L x H	SF	THEATER	CLASSROOM	ROUNDS	CONFERENCE	RECEPTION
ROYAL 1-6	188' x 204' x 28'10"	38,352	4,261	2,557	2,557	-	3,196
ROYAL 1-8	312' x 204' x 28'10"	63,648	7,072	4,243	4,243	-	5,304
ROYAL 1-10	432' x 204' x 28'10"	88,128	9,792	5,875	5,875	-	7,344
ROYAL 1 & 5	188' x 36' x 28'10"	6,768	752	451	451	-	564
ROYAL 1, 5 & 7	312' x 36' x 28'10"	11,232	1,248	749	749	-	936
ROYAL 1, 5, 7 & 9	432' x 36' x 28'10"	15,552	1,728	1,037	1,037	-	1,296
ROYAL 1, 5, 7, 9 & 11	516' x 36' x 28'10"	18,576	2,064	1,238	1,238	-	1,548
ROYAL 2-3	68' x 96' x 28'10"	6,528	725	435	435	-	544
ROYAL 2-4	68' x 148' x 28'10"	10,064	1,118	671	671	-	839
ROYAL 2-4 & 6	188' x 148' x 28'10"	27,824	3,092	1,855	1,855	-	2,319
ROYAL 2-4, 6 & 8	312' x 148' x 28'10"	46,176	5,131	3,078	3,078	-	3,848
ROYAL 2-4, 6, 8 & 10	432' x 148' x 28'10"	63,936	7,104	4,262	4,262	-	5,328
ROYAL 2-4, 6, 8, 10 & 12-14	516' x 148' x 28'10"	76,368	8,485	5,091	5,091	-	6,364
ROYAL 3-4	68' x 100' x 28'10"	6,800	756	453	453	-	567
ROYAL 5-6	100' x 204' x 28'10"	20,400	2,267	1,360	1,360	-	1,700
ROYAL 5-8	224' x 204' x 28'10"	45,696	5,077	3,046	3,046	-	3,808
ROYAL 5-10	344' x 204' x 28'10"	70,176	7,797	4,678	4,678	-	5,848
ROYAL 5-14	428' x 204' x 28'10"	87,312	9,701	5,821	5,821	-	7,276
ROYAL 5 & 7	224' x 36' x 28'10"	8,064	896	538	538	-	672
ROYAL 5, 7 & 9	344' x 36' x 28'10"	12,384	1,376	826	826	-	1,032
ROYAL 5, 7, 9 & 11	428' x 36' x 28'10"	15,408	1,712	1,027	1,027	-	1,284
ROYAL 6 & 8	224' x 152' x 28'10"	34,048	3,783	2,270	2,270	-	2,837
ROYAL 6, 8 & 10	344' x 152' x 28'10"	52,288	5,810	3,486	3,486	-	4,357

CHART CONTINUED ON NEXT PAGE

LEVEL 6

CAPACITIES

	DIMENSIONS W x L x H	SF	THEATER	CLASSROOM	ROUNDS	CONFERENCE	RECEPTION
ROYAL 6, 8, 10 & 12-14	428' x 152' x 28'10"	65,056	7,228	4,337	4,337	-	5,421
ROYAL 7-8	104' x 204' x 28'10"	21,216	2,357	1,414	1,414	-	1,768
ROYAL 7-10	224' x 204' x 28'10"	45,696	5,077	3,046	3,046	-	3,808
ROYAL 7-14	308' x 204' x 28'10"	62,832	6,981	4,189	4,189	-	5,236
ROYAL 7 & 9	224' x 36' x 28'10"	8,064	896	538	538	-	672
ROYAL 7, 9 & 11	308' x 36' x 28'10"	11,088	1,232	739	739	-	924
ROYAL 8 & 10	224' x 148' x 28'10"	33,152	3,684	2,210	2,210	-	2,763
ROYAL 8, 10 & 12-14	308' x 148' x 28'10"	45,584	5,065	3,039	3,039	-	3,799
ROYAL 9-10	100' x 204' x 28'10"	20,400	2,267	1,360	1,360	-	1,700
ROYAL 9-14	184' x 204' x 28'10"	37,536	4,171	2,502	2,502	-	3,128
ROYAL 9 & 11	184' x 36' x 28'10"	6,624	736	442	442	-	552
ROYAL 10 & 12-14	184' x 148' x 28'10"	27,232	3,026	1,815	1,815	-	2,269
ROYAL 11-12	64' x 104' x 28'10"	6,656	740	444	444	-	555
ROYAL 11-13	64' x 152' x 28'10"	9,728	1,081	649	649	-	811
ROYAL 11-14	64' x 204' x 28'10"	13,056	1,451	870	870	-	1,088
ROYAL 12-13	64' x 96' x 28'10"	6,144	683	410	410	-	512
ROYAL 12-14	64' x 148' x 28'10"	9,472	1,052	631	631	-	789
ROYAL 13-14	64' x 100' x 28'10"	6,400	711	427	427	-	533
INDIGO MEETING ROOMS							
INDIGO 1	21' x 37' x 12'6"	777	86	52	52	19	65
INDIGO 2	21' x 37' x 12'6"	777	86	52	52	19	65
INDIGO 3	25' x 37' x 12'6"	925	103	62	62	22	77
INDIGO 4	25' x 37' x 12'6"	925	103	62	62	22	77

CHART CONTINUED ON NEXT PAGE

LEVEL 6

CAPACITIES

	DIMENSIONS W x L x H	SF	THEATER	CLASSROOM	ROUNDS	CONFERENCE	RECEPTION
INDIGO 5	25' x 37' x 12'6"	925	103	62	62	22	77
INDIGO 6	25' x 37' x 12'6"	925	103	62	62	22	77
INDIGO 7	25' x 37' x 12'6"	925	103	62	62	22	77
INDIGO REGISTRATION DESK	35' x 14' x 12'6"	490	-	-	-	-	-
INDIGO REGISTRATION OFFICE	25' x 20' x 12'6"	500	-	-	-	-	-
INDIGO PROMENADE	20' x 197' x 16'6"	3,940	-	-	-	-	-
INDIGO 1-2	42' x 37' x 12'6"	1,554	173	104	104	-	130
INDIGO 3-4	50' x 37' x 12'6"	1,850	206	123	123	-	154
INDIGO 5-6	50' x 37' x 12'6"	1,850	206	123	123	-	154
INDIGO 5-7	75' x 37' x 12'6"	2,775	308	185	185	-	231
INDIGO 6-7	50' x 37' x 12'6"	1,850	206	123	123	-	154
LAZULI BALLROOM	64' x 136' x 18'	8,704	967	580	580	-	725
LAZULI 1	32' x 28' x 18'	896	100	60	60	21	75
LAZULI 2	32' x 28' x 18'	896	100	60	60	21	75
LAZULI 3	32' x 28' x 18'	896	100	60	60	21	75
LAZULI 4	32' x 28' x 18'	896	100	60	60	21	75
LAZULI 5	32' x 28' x 18'	896	100	60	60	21	75
LAZULI 6	32' x 28' x 18'	896	100	60	60	21	75
LAZULI 7	32' x 28' x 18'	896	100	60	60	21	75
LAZULI 8	32' x 28' x 18'	896	100	60	60	21	75
LAZULI PROMENADE	20' x 190' x 16'6"	3,800	-	-	-	-	-
LAZULI 1-2	32' x 68' x 18'	2,176	242	145	145	-	181
LAZULI 1-3	32' x 96' x 18'	3,072	341	205	205	-	256

CHART CONTINUED ON NEXT PAGE

LEVEL 6

CAPACITIES

	DIMENSIONS W x L x H	SF	THEATER	CLASSROOM	ROUNDS	CONFERENCE	RECEPTION
LAZULI 1-4	32' x 136' x 18'	4,352	484	290	290	-	363
LAZULI 1-3 & 5-7	64' x 96' x 18'	6,144	683	410	410	-	512
LAZULI 1-2 & 5-6	64' x 68' x 18'	4,352	484	290	290	-	363
LAZULI 1 & 5	64' x 28' x 18'	1,792	199	119	119	-	149
LAZULI 2-3	32' x 56' x 18'	1,792	199	119	119	-	149
LAZULI 2-4	32' x 96' x 18'	3,072	341	205	205	-	256
LAZULI 2-4 & 6-8	64' x 96' x 18'	6,144	683	410	410	-	512
LAZULI 2-3 & 6-7	64' x 56' x 18'	3,584	398	239	239	-	299
LAZULI 2 & 6	64' x 28' x 18'	1,792	199	119	119	-	149
LAZULI 3-4	32' x 68' x 18'	2,176	242	145	145	-	181
LAZULI 3 & 7	64' x 28' x 18'	1,792	199	119	119	-	149
LAZULI 3-4 & 7-8	64' x 68' x 18'	4,352	484	290	290	-	363
LAZULI 4 & 8	64' x 28' x 18'	1,792	199	119	119	-	149
LAZULI 5-6	32' x 68' x 18'	2,176	242	145	145	-	181
LAZULI 5-7	32' x 76' x 18'	3,072	341	205	205	-	256
LAZULI 6-7	32' x 56' x 18'	1,792	199	119	119	-	149
LAZULI 6-8	32' x 96' x 18'	3,072	341	205	205	-	256
LAZULI 7-8	32' x 68' x 18'	2,176	242	145	145	-	181
NAVY MEETING ROOMS							
NAVY 1	31' x 32' x 13'11"	992	110	66	66	24	83
NAVY 2	31' x 32' x 13'11"	992	110	66	66	24	83
NAVY FOYER	62' x 22' x 16'6"	1,364	-	-	-	-	-
NAVY 1-2	62' x 32' x 13'11"	1,984	220	132	132	-	165

CHART CONTINUED ON NEXT PAGE

LEVEL 6

CAPACITIES

	DIMENSIONS W x L x H	SF	THEATER	CLASSROOM	ROUNDS	CONFERENCE	RECEPTION
HERON MEETING ROOMS							
HERON 1	31' x 37' x 12'	1,147	127	76	76	27	96
HERON 2	31' x 34' x 12'	1,054	117	70	70	25	88
HERON 3	30' x 23' x 12'	690	77	46	46	16	58
HERON 4	30' x 23' x 12'	690	77	46	46	16	58
HERON 5	31' x 28' x 12'	868	96	58	58	21	72
HERON 6	31' x 28' x 12'	868	96	58	58	21	72
HERON FOYER	344' x 12' x 12'	4,128	-	-	-	-	-
HERON 1-2	62' x 35' x 12'	2,170	241	145	145	-	181
HERON 3-4	60' x 23' x 12'	1,380	153	92	92	-	115
HERON 5-6	62' x 28' x 12'	1,736	193	116	116	-	145
HERON BOARDROOM	51' x 27' x 12'	1,377	-	-	-	18	-

CONTACT US

SALES INQUIRIES

salesinquiries@fblasvegas.com



FONTAINEBLEAU
LAS VEGAS